



Imagine that!

**Town of Stratford Presentation to the
Public Schools Branch
August 7, 2018**

Firstly, be assured that we share the same goal...

**Better
Learning** *for all*

It's about the students

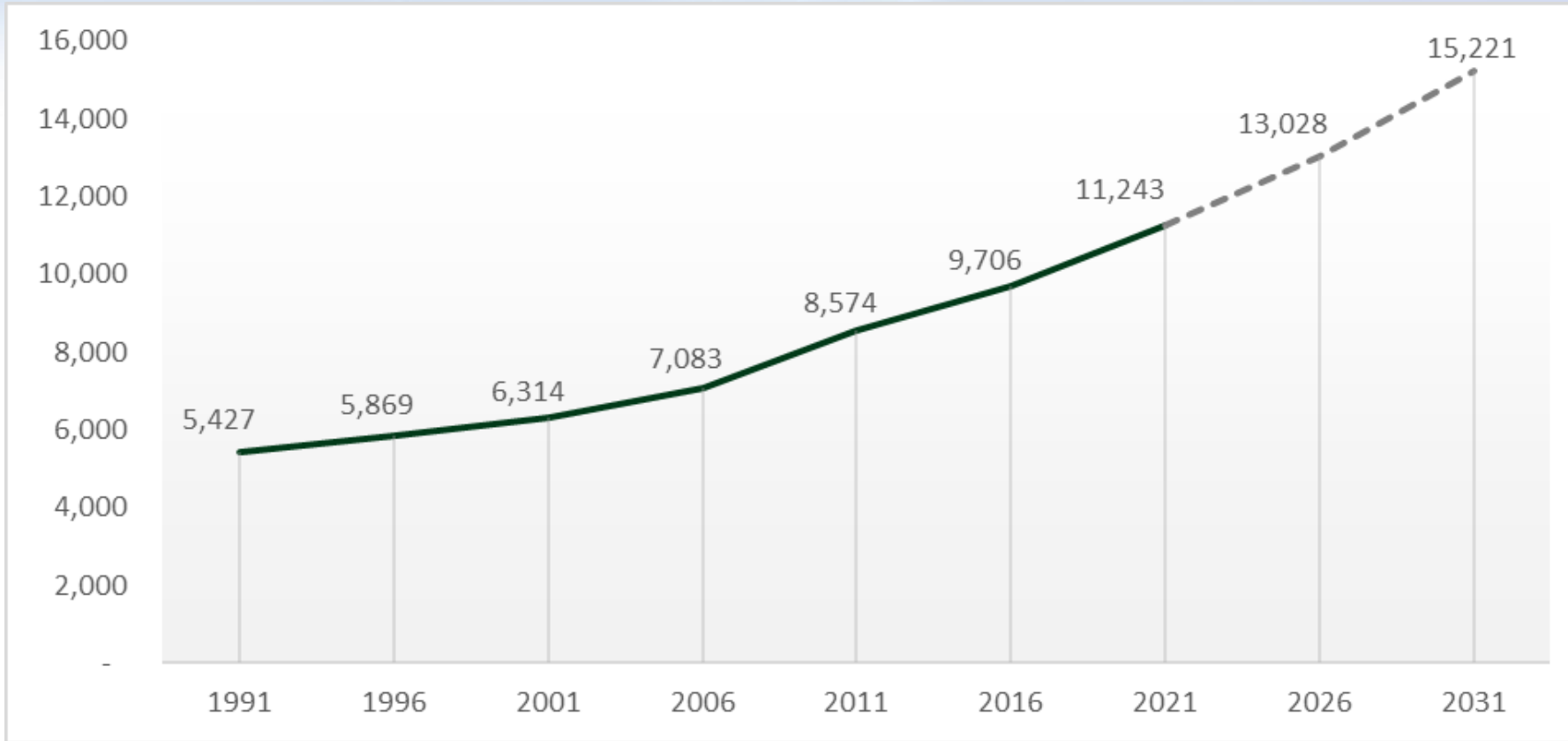
Imagine that!

Presentation to the Public Schools Branch Outline

- I. Stratford Growth story***
- II. PEI Population Projections***
- III. Historical Student Populations – Glen Stewart & Stratford Elementary***
- IV. Projected Student Populations – Glen Stewart & Stratford Elementary***
- V. Projected Student Populations – Birchwood Intermediate***
- VI. Projected Student Populations – Charlottetown Rural***
- VII. Projected Student Populations – Junior & Senior High Schools***
- VIII. Summary***
- IX. Solution***
 - 1. New Junior High in Stratford***
 - 2. New Senior High in Stratford***
 - 3. New School/sports campus sharing facilities***

Imagine that!

The Stratford Growth Story: 1991 - 2031



Year	Population	Change
1996	5,869	8.1%
2001	6,314	7.7%
2006	7,083	12.2%
2011	8,574	21.1%
2016	9,706	13.2%

Year	Projected	Change
2021	11,243	15.9%
2026	13,028	15.9%
2031	15,221	16.8%

Historical and projected population by census year
(Source – 2012 Housing Needs Study – Stantec)

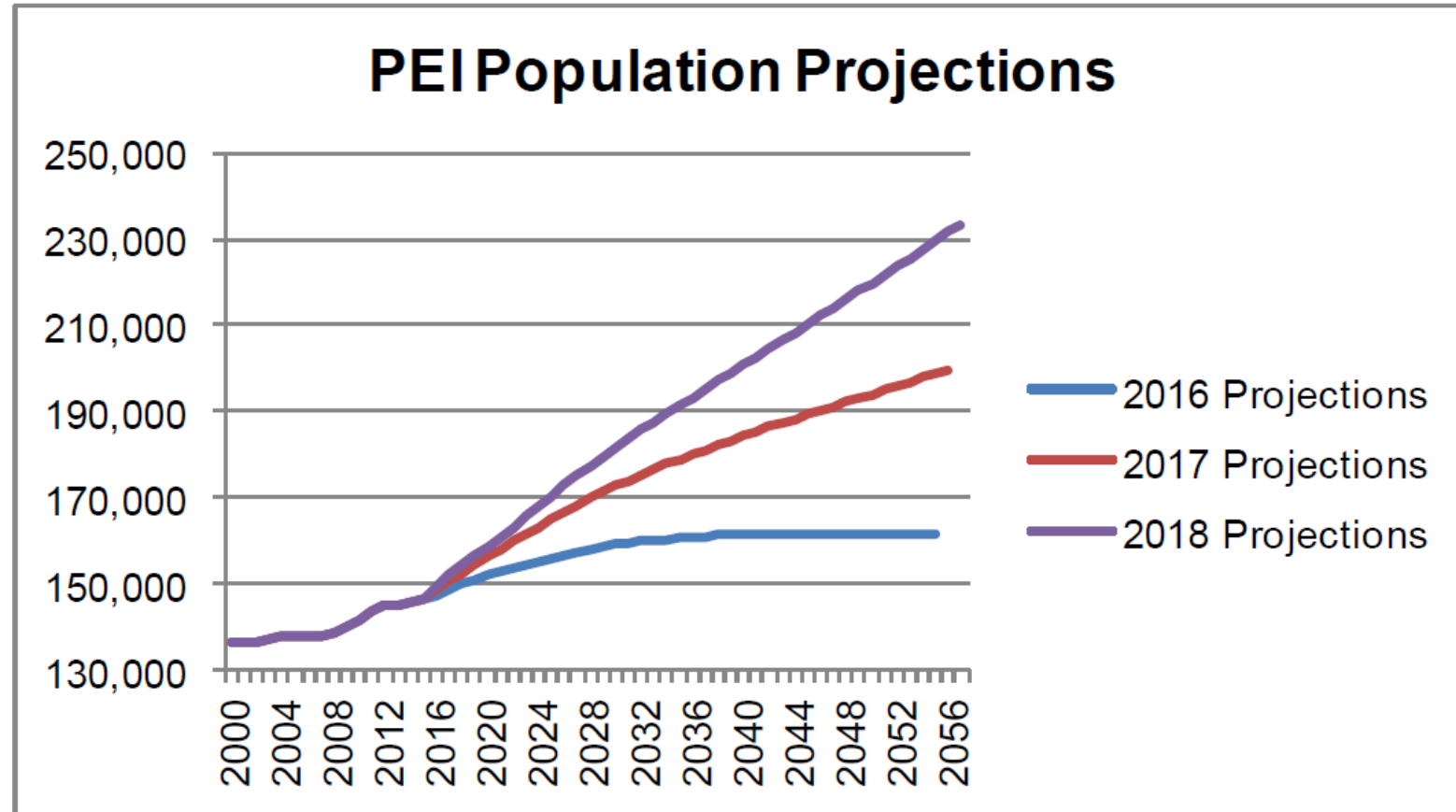
2016 to 2031 – 56.8% increase

Imagine that!

Presentation to the Public Schools Branch

Impact of immigration on latest PEI total population estimates from PEI Statistics Bureau, 2018

PEI 2016 to 2031 – 149,472 to 183,703 - 22.9% increase



Imagine that!

Population growth is good news for the province.

- Using 2016 Census data, we know that population growth has continued and will likely continue in the Town of Stratford.
- The challenge is how to forecast accurately and deliver what this growing population expects and, in fact, demands.

Imagine that!

The Stratford Growth Story: 2011-2016

Atlantic Evaluation Group – report on Stratford population analysis – 2011-2016

- Actual Housing units grew 11%
- Population grew 13% BUT
- Actual enrolment at Glen Stewart and Stratford Elementary grew **27%**

WHY?

Because school population is driven by four factors...

1. Strong population growth
2. Larger than normal population of women in child bearing age
3. Net in-migration of young families
4. High rate of international immigration to the Capital region

Imagine that!

Historical School Population

Glen Stewart & Stratford Elementary – before re-zoning

	2010	2011	2012	2013	2014	2015	2016	% change
Glen Stewart Primary	509	563	577	603	610	609	661	29%
Stratford Elementary	336	341	375	408	430	441	501	49%
Total	845	904	952	1011	1040	1050	1162	38%

Imagine that!

Projected School Population

Glen Stewart & Stratford Elementary – after re-zoning 93 students

Glen Stewart Primary & Stratford Elementary	Actual 2016	Actual 2017 *	Proj. 2018	Proj. 2019	Proj. 2020	Proj. 2021	Projected increase 2017 to 2021
PSB projections	1,092	1,002	1,008	1,007	1,015	1,045	43 students 4.3% (1.1%/yr)
Actual/projections	1,162	1,109	1,170	1,221	1,273	1,324	215 students 19.4% (4.8%/yr)
Difference	70	107	162	214	258	279	

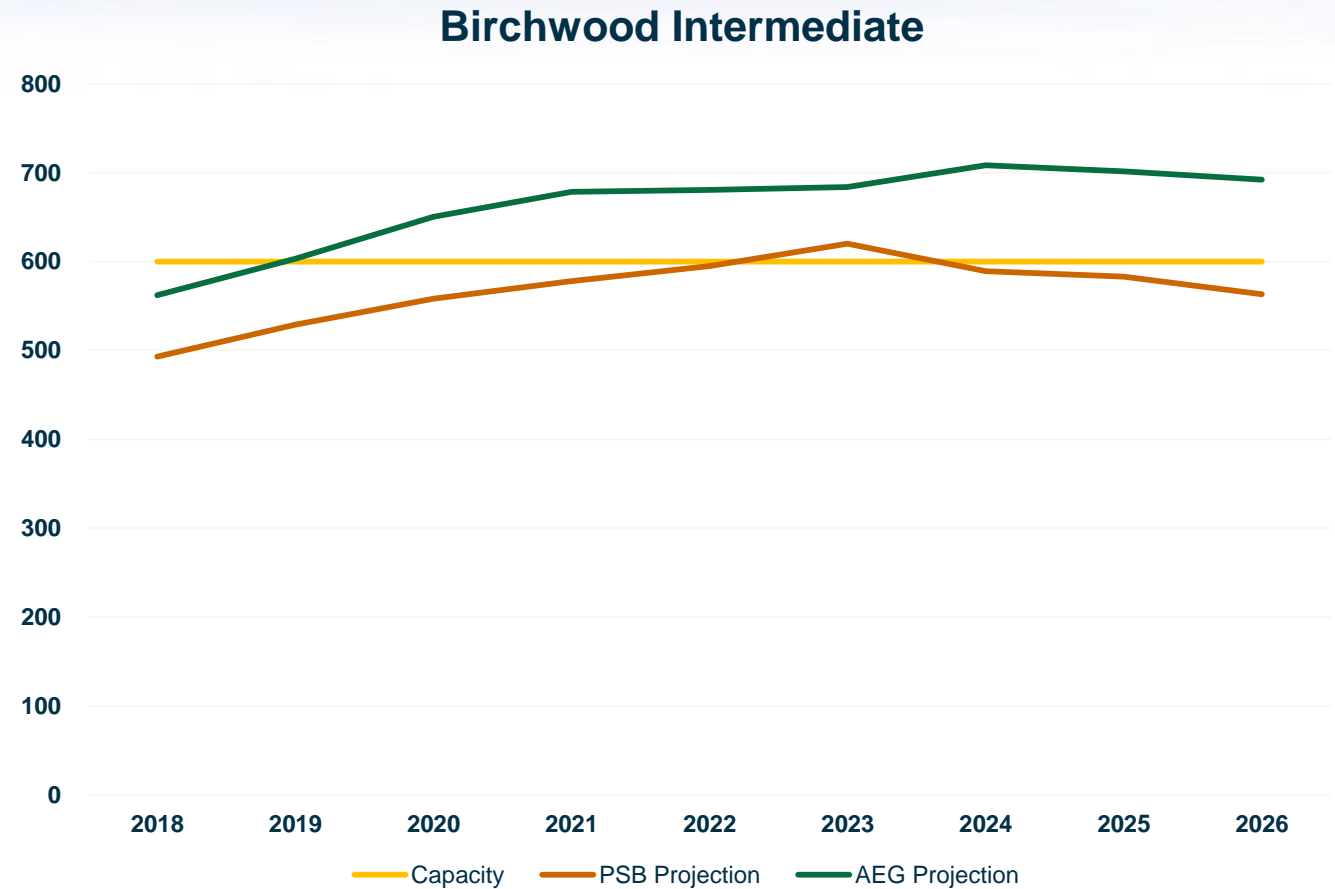
- 93 students re-zoned to Donagh – Sept 2017
- Glen Stewart/SES capacity – 1,050
- Capacity after addition – 1,300 (approximately)

Imagine that!

Birchwood Intermediate

Birchwood Intermediate

Year	Capacity	PSB Projection	AEG Projection
2018	600	493	562
2019	600	529	603
2020	600	558	650
2021	600	578	678
2022	600	595	681
2023	600	620	684
2024	600	589	708
2025	600	583	702
2026	600	563	692

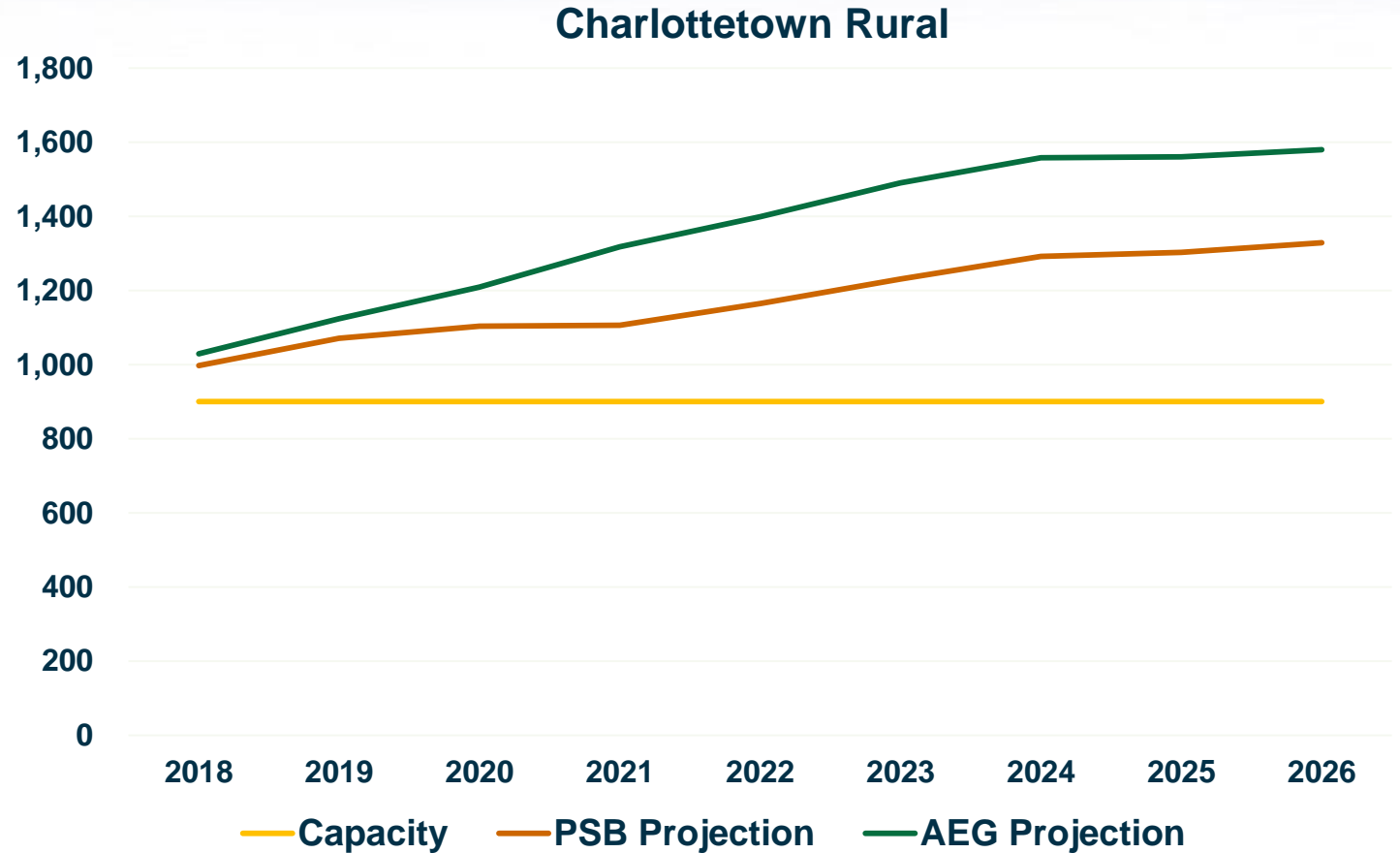


Imagine that!

Charlottetown Rural

Charlottetown Rural

Year	Capacity	PSB Projection	AEG Projection
2018	900	997	1,029
2019	900	1,071	1,124
2020	900	1,104	1,209
2021	900	1,106	1,318
2022	900	1,165	1,399
2023	900	1,231	1,491
2024	900	1,292	1,558
2025	900	1,303	1,560
2026	900	1,329	1,580



Imagine that!

Junior & Senior High projections

The Junior High School enrollment with AEG projections are as follows:

	Capacity	2018	2026	increase	Overcrowding
Birchwood **	595	493	692	199	97
Queen Charlotte	620	620	796	176	176
Total	1,215	1,113	1,488	376	273

The Senior High school enrollment projections are as follows:

	Capacity	2018	2026	increase	Overcrowding
Rural **	900	997	1,580	583	680
Colonel Gray	900	881	1,194	313	294
Total	1,800	1,878	2,774	896	974

- In 2017-18,**
- **500 Junior High students crossed the Hillsborough Bridge daily**
 - **450 Senior High students crossed the Hillsborough Bridge daily**

**** Atlantic Evaluation Group projections for Birchwood and Charlottetown Rural**

Imagine that!

Presentation to the Public School Branch

Summary

- Overcrowding at Stratford school(s) has been ongoing for many years.
- Public Schools Branch/School Board have consistently underestimated Stratford student population projections.
- Stratford has experienced high population growth and this will continue into the future.
- There will be a need for additional school infrastructure in the greater Charlottetown Area.
- Currently, there are sufficient classrooms available to serve Charlottetown students
- New school infrastructure should be constructed in the community where there is a shortage of classrooms compared to the # of students in the community.

Imagine that!

Presentation to the Public Schools Branch

Solution to School Infrastructure Needs in the Charlottetown Area

- Build a Junior High and a Senior High School in Stratford.
- A Junior and High School in Stratford will alleviate overcrowding in Charlottetown Schools and provide the PSB with more flexibility to adapt to changing circumstances
- A Junior and Senior High School will address the long-term school infrastructure needs for students east of the Hillsborough Bridge.
- The Town of Stratford wishes to collaborate with the PSB & Province of PEI to plan for new school infrastructure in Stratford.
- Stratford is conducting a Facility Needs Analysis for our long-term recreation and other needs.
- We believe that there are some synergies between the sports facility needs of a school and the Town of Stratford.
- Stratford is proposing a School/Sports Campus in Stratford where a Junior and Senior High School would be constructed adjacent to Town Recreation facilities which could be shared.

Imagine that!

Presentation to the Public Schools Branch

Benefits of Collaboration with PSB on a Shared School/Sport Campus:

- Transportation Efficiency – busing students to schools closer to their home, and to the same location for junior and senior high, will reduce transportation costs and greenhouse gas emissions
- Provincial Population Strategy Support – much of the projected growth will come from immigration and the majority of immigrants are moving to Charlottetown and Stratford. Building junior and senior high schools in Stratford will enable the PSB to better respond to the growth/needs in both communities
- Community Support/Involvement – locating junior and senior high schools in Stratford will increase parent and community engagement and support for the schools
- Learning Efficiency – building new schools in Stratford, rather than increasing the size of already large schools in Charlottetown, will optimize learning opportunities for high school students in both communities
- Phasing – facilities can be developed in a phased approach according to a master plan
- Operational Efficiency – schools and sport facilities, including fields, court and an arena on the same site will result in shared parking and common areas, greater usage by students during the day and the community after school hours to participate in physical activity
- Environmental/Wellness Support – including green space and nearby conservation areas will provide students with a living lab and a quieter location with proximity to nature to improve mental wellness

Imagine that!